
IDS AWG forum user manual (2021)

Version 1.0

URL : <https://idsawg.aviso.altimetry.fr/>

This site is part of the Aviso+ Meetings website.



Table of content

| | | |
|------|---|---|
| 1. | How to access the forum..... | 2 |
| 1.1. | Registration | 2 |
| 1.2. | Acceptance of your participation in the forum. | 3 |
| 1.3. | Sign in to your account..... | 3 |
| 1.4. | Access to the forums. | 4 |
| 2. | Hierarchy of the subforums..... | 5 |
| 2.1. | Event level | 5 |
| 2.2. | Subforum level | 6 |
| 2.3. | Topic level..... | 7 |

1. How to access the forum

Access to the forum is given by the IDS Central Bureau to persons registered and authorized to participate in the forum

It is obtained by following the following steps:

1.1. Registration

First you need an account (login +password).

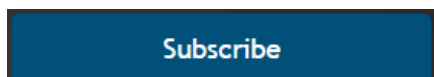
IMPORTANT NOTE:

Any subscriber of the IDS AWG distribution list as of 4/14/2021 has an account and authorized access to the forum :

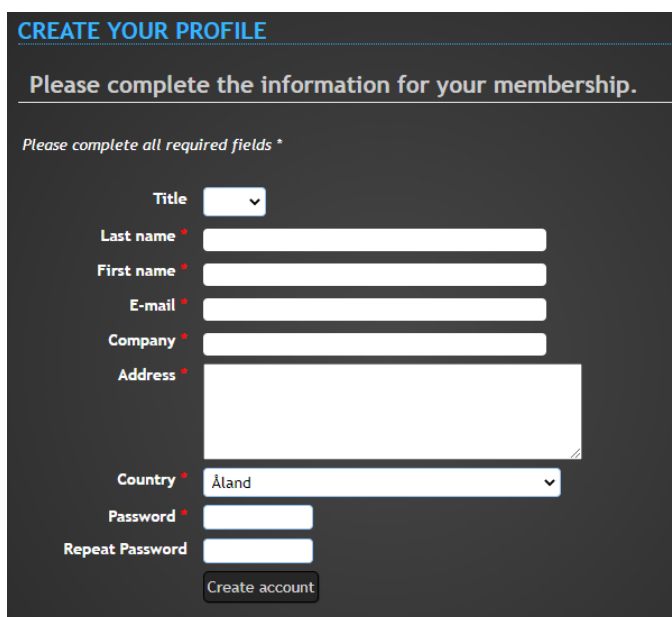
- either the account already exists for people who have already registered on one of the Aviso+ Meeting sites;
- or created by the Central Bureau for people who did not have an account; the login is the user email address of the AWG distribution list, the password has been provided by email.

1.1.1. Don't have an account ?

Create an account on this web site by clicking on "[Subscribe](#)" (see below).



And fill in the form :



CREATE YOUR PROFILE

Please complete the information for your membership.

Please complete all required fields *

Title

Last name *

First name *

E-mail *

Company *

Address *

Country *

Password *

Repeat Password

➤ An email is sent to the address e-mail with a link to confirm the registration.

➤ The IDS Central Bureau is notified of your registration, and will process it as soon as possible to allow you access to the forum.

1.1.2. Already an account for a previous event on Aviso+ Meetings?

You do not need to register if you have already obtained login credentials for access to the OSTST 2020 forum or to submit abstracts to previous OSTST meeting or IDS Workshop editions. These identifiers allow you to be identified by the organizers.

Note that your subscription could be re-used for future meetings we will manage.

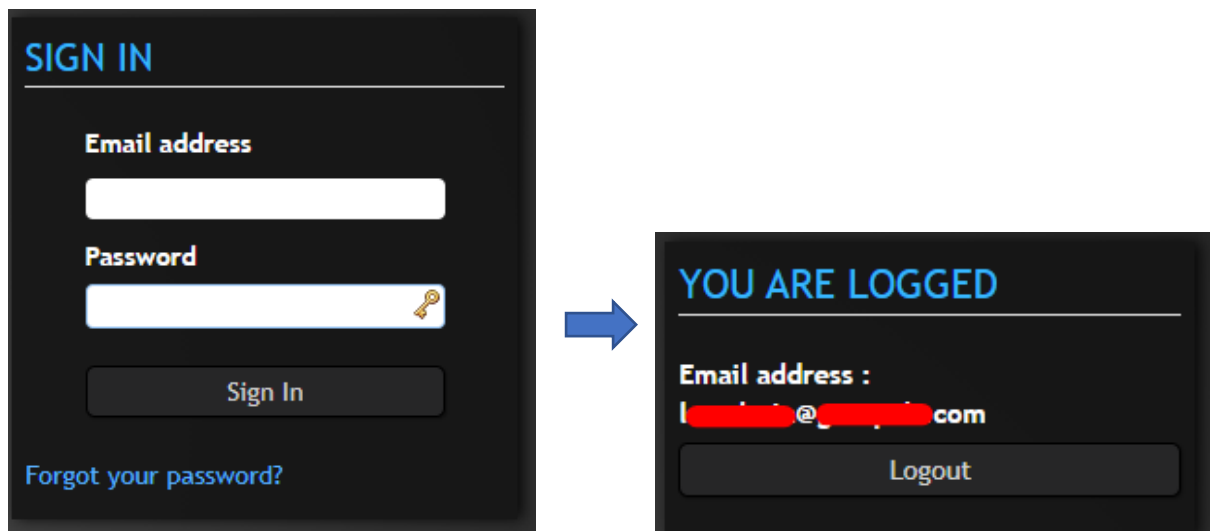
1.2. Acceptance of your participation in the forum.

The Central Bureau grants access rights to the forum.

Once granted after a delay of a few hours or a few days, your login to the site gives you access to the forum via the tab **IDS AWG FORUM** in the menu.

IMPORTANT NOTE: If you do not see the tab **IDS AWG FORUM**, the Central Bureau has not (yet) given you permission.

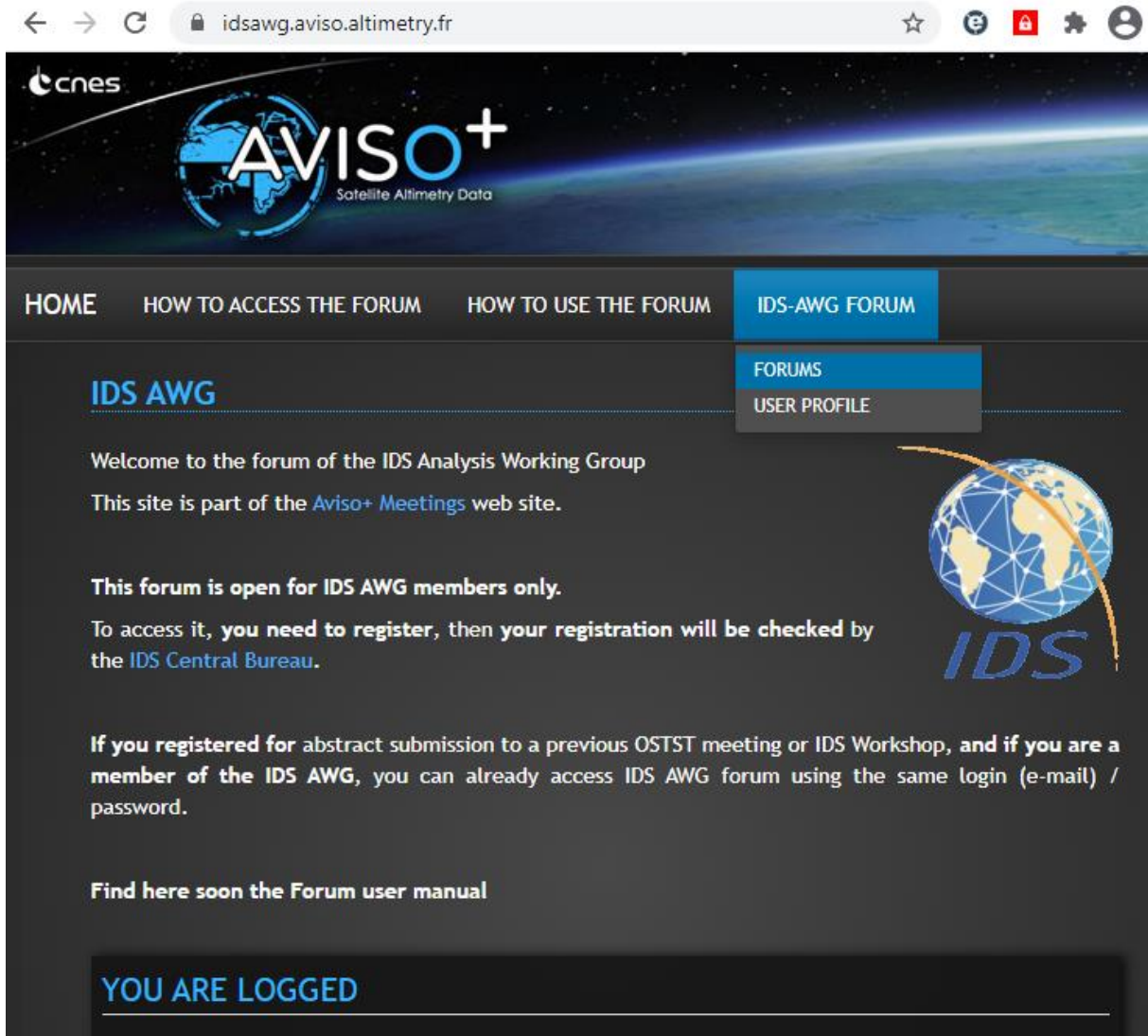
1.3. Sign in to your account



Forgot your password? You can reset your password by clicking on "Forgot your password?".

1.4. Access to the forums.

When logged in, you access to the forums via the tab **IDS AWG FORUM** in the menu.



The screenshot shows a web browser window with the URL `idsawg.aviso.altimetry.fr`. The page header features the CNES logo and the AVISO+ Satellite Altimetry Data logo. The navigation menu includes 'HOME', 'HOW TO ACCESS THE FORUM', 'HOW TO USE THE FORUM', and 'IDS-AWG FORUM'. The 'IDS-AWG FORUM' menu is expanded, showing 'FORUMS' and 'USER PROFILE'. The main content area is titled 'IDS AWG' and contains the following text:

Welcome to the forum of the IDS Analysis Working Group
This site is part of the [Aviso+ Meetings](#) web site.

This forum is open for IDS AWG members only.
To access it, **you need to register**, then **your registration will be checked** by the [IDS Central Bureau](#).

If you registered for abstract submission to a previous OSTST meeting or IDS Workshop, **and if you are a member of the IDS AWG**, you can already access IDS AWG forum using the same login (e-mail) / password.

Find here soon the Forum user manual

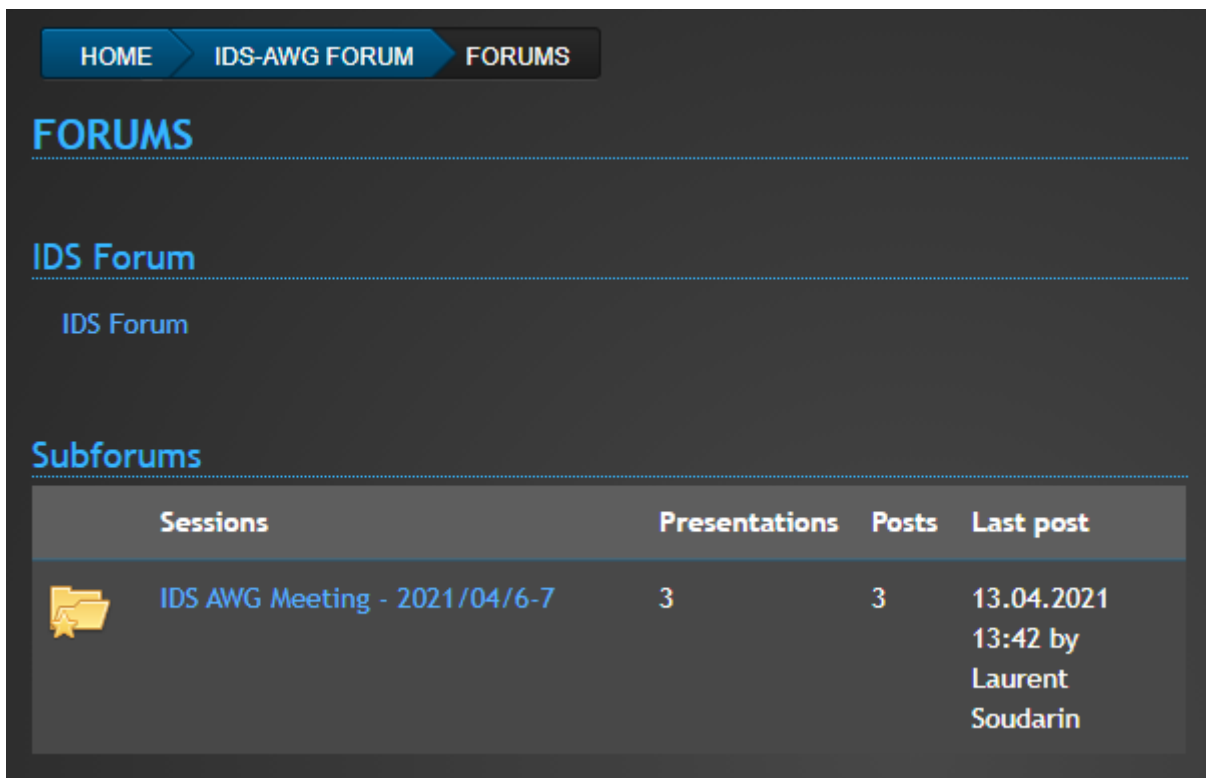
YOU ARE LOGGED

2. Hierarchy of the subforums


The forum consists in **Subforums**. Inside each Subforum, you will find the **Topics**. You can then click on one Topic to see all the previous **Posts**, reply to a Post, or add a new Post.

NB : the current applied vocabulary (Sessions, Presentations, Subjects) would be changed to a more adapted vocabulary (Subforums, Topics, Posts)

2.1. Event level



The screenshot shows a forum interface with a dark background. At the top, there is a navigation bar with three buttons: "HOME", "IDS-AWG FORUM", and "FORUMS". Below this, the word "FORUMS" is displayed in large blue letters. Underneath, "IDS Forum" is written in blue. A sub-section titled "Subforums" contains a table with the following data:

| | Sessions | Presentations | Posts | Last post |
|---|-------------------------------|---------------|-------|---|
|  | IDS AWG Meeting - 2021/04/6-7 | 3 | 3 | 13.04.2021 13:42 by Laurent Soudarin |




2.2. Subforum level



HOME > IDS-AWG FORUM > FORUMS

FORUMS

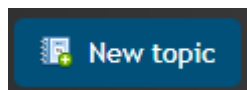
IDS AWG Meeting - 2021/04/6-7

IDS Forum / IDS AWG Meeting - 2021/04/6-7

| Subject | Author | Replies | Last post |
|---|------------------|---------|-----------|
|  List of the presentations of the meeting | Laurent Soudarin | 0 | |
|  DORIS “pseudo-range” accuracy | Pascale FERRAGE | 0 | |
|  Questions and Answers during live sessions | Laurent Soudarin | 0 | |

◀ Back  New topic  Notification

SPECIFIC ACTIONS :



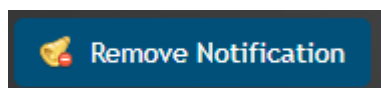
- **Create a new discussion in the subforum**

- **Add/Remove a notification**

You can be notified by e-mail when a contribution is posted for the subforum.



Click on the icon to add a notification on a subforum.



Click on the icon to remove a notification on a subforum.

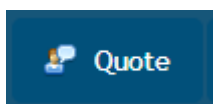
2.3. Topic level

The screenshot shows a forum interface with a dark background. At the top, the word 'FORUMS' is written in light blue. Below it, the title 'DORIS "pseudo-range" accuracy' is displayed in a larger, light blue font. Underneath the title, there is a breadcrumb trail: 'IDS Forum / IDS AWG Meeting - 2021/04/6-7 / DORIS "pseudo-range" accuracy'. The main content of the post is a light blue rounded rectangle containing the following text: 'Question : As part of the DORIS@Galileo study, is it under consideration to change the pseudorange of the DORIS system to be of the order of m, rather than km (in other words, more like GNSS)? This would make DORIS very attractive for users ..' followed by 'The answer of CNES DORIS Team is given in the attached file.' Below the text, it says 'Attachments (1)' and lists a file: 'DORIS_Code_Measurement_Accuracy-final.pdf application/pdf 195,75 KiB Downloaded 1 times'. At the bottom of the post, there is a timestamp '13. 04. 2021, 10:02' and three buttons: 'Quote', 'Report', and 'Edit'. Below the post, there is a navigation bar with four buttons: 'Back', 'Ask a Question', 'Remove Notification', and a partially visible 'Home' button.

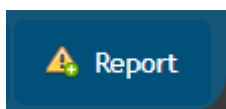
SPECIFIC ACTIONS :



- Complete, modify YOUR post

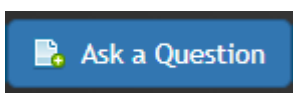


- Reply to a post



- Report an offending post (or one of your posts that you want to delete)

The report is sent to the moderators who will take the request into account as soon as possible.



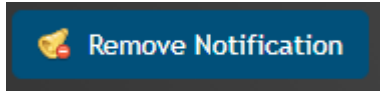
- Participate in the discussion

- **Add/Remove a notification**

You can be notified by e-mail when a contribution is posted for the subforum.



Click on the icon to add a notification on a topic.



Click on the icon to remove a notification on a topic.

IMPORTANT NOTE:

Max. attachment size : 10 Mb

Allowed attachment format :

- image/gif, image/jpeg, image/png
- application/pdf, application/xml
- text/xml, text/plain